

### -Specifications-

Doors Shall Be Sectional Overhead Type As Manufactured By American Garage Door Supply Inc.

#### 1. Door Sections- Survivor Polycarbonate

##### Glazing-

5/8" Five X-Wall, Clear Polycarbonate With U.V Absorber.

Frame-Rails And Stiles- Heavy Duty Extruded Aluminum Meeting Rails To Be Of Tongue And Groove Design For Weathertight Closure with Beveled Rails To Eliminate Moisture Accumulation.

Bottom Rail- Full-Width Bottom Rail Includes Aluminum Retainer And Vinyl Astragal.

Finish- Aluminum Stiles And Rails To Have Clear Mill Finish.

#### 2. Door Hardware- Gold Model

Hinges- 12ga. 304L Stainless Steel Steel.

Plated 400 Stainless Steel Hinge Fasteners.

Rollers- Magnum Type With Stainless Steel Stems, Sealed Bearings And Polyethylene Tire.

Lifting Cable- To Be Constructed Of Stainless Steel For Corrosion Resistance.

Lock- Spring Loaded Slide Bolt Engages Slot In Track- Operable From Inside Only.

### -Section Options-



Full Vision Sections- include full view section with double-wall acrylic glazing in intermediate section.  
Qty \_\_\_\_\_ per door



Conveyor Cut-out- Provide conveyor cut-out on bottom section per equipment requirements.



Transom Door- Provide egress transom door through overhead door.



Dummy Section- Provide dummy section for installation of drawbar opener.



Powderpaint Finish- All Stiles and rails to have powderpaint finish per architects specifications.

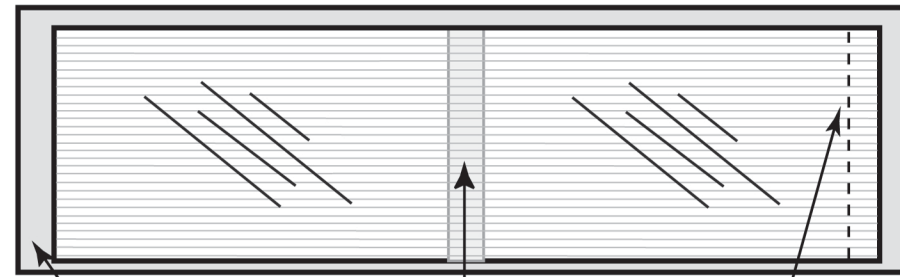


Anodized Finish- All Stiles and rails to have anodized finish per architects specifications.



Exhaust Ports  
Location \_\_\_\_\_ Size \_\_\_\_\_

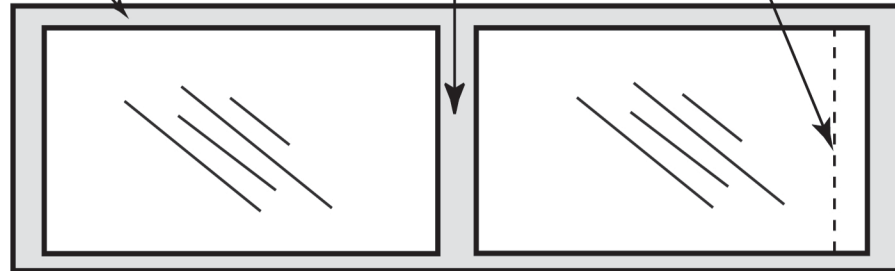
### Exterior Polycarbonate Section Elevation



Aluminum Alloy Frame

Number and arrangement of center stiles dependant upon width of door.

Double end styles req'd on doors over 14' Width



### Exterior Full Vision Section Elevation

#### Standard Number of Center Stiles Per Section

8'	10'	12'	14'	16'	18'	20'	24'
1	1	2	2	3	3	3	4

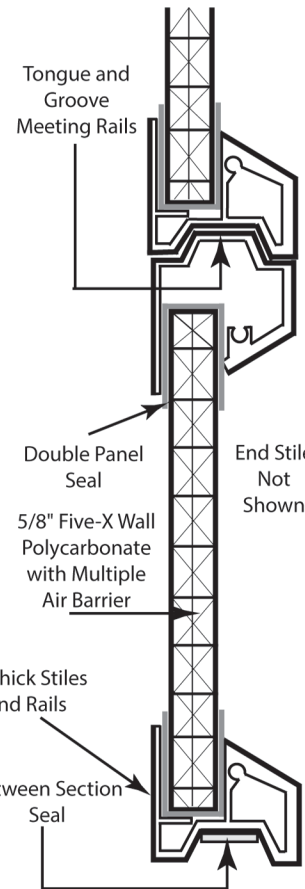
#### Special Number of Stiles



### Notice

This drawing must be approved and returned to the door contractor before the order will be entered into production. American Garage Door Supply will not be responsible for opening sizes or required clearances unless complete plans are submitted with shop drawings request. Plans must be retained by American Garage Door Supply until the project is complete.

Doors and related products are subject to the prices in effect at the time the shop drawings are received for production at American Garage Door Supply Inc.



Polycarbonate Section Side Elevation



## Shop Drawing

American Garage Door Supply Inc.

1225 Industrial Park Dr.

Bemidji, MN. 56601

1-800-233-1487

Job: \_\_\_\_\_

Location: \_\_\_\_\_

Contractor: \_\_\_\_\_

Architect: \_\_\_\_\_

Distributor: \_\_\_\_\_

Date: \_\_\_\_\_

Sheet \_\_\_\_\_ of: \_\_\_\_\_

Drawn By: \_\_\_\_\_

Scale: \_\_\_\_\_ None \_\_\_\_\_