




# STAINLESS STEEL

## Low Intensity Gas Infra-Red Heaters Built For Harsh Carwash Conditions



**Straight Tube  
U-Tube Also Available**

### Energy Saving Infra-Red Heat: Here s The Story.

Daystar Heaters create heat with infra-red rays, an energy form similar to the sun's rays warming the earth. The Daystar's highly polished stainless steel reflectors focus infra-red energy that is converted into heat as it reaches absorptive objects such as equipment, concrete floors, machines, and of course, people. The surrounding air is then warmed by conduction and convection. With our 304 Stainless Steel design, Daystar Infrared Heaters are the perfect choice for any high moisture environment.

### Features

- Proven System Design — Over 30 years
- 4" Heavy Duty 16 gauge 304L Stainless Steel Combustion Chamber and Heat Exchangers
- Rugged 304 L Stainless Steel burner and blower motor housings and covers.
- Highly Polished Stainless Steel Reflectors rotate from 0° to 45°
- 91.7% Reflectional Efficiency (Shape)

- A.G.A. & CGA Certified
- Simple chain mounting
- Safe, Reliable Operation
  - Pre-purge cycle
  - 100% Safety shut-off
  - Direct Spark Ignition
  - System Validation Lights
- Burner fully Assembled, tested, ready to hang
- Factory installed high efficiency wave formed turbulator
- Options; Recessed Ceiling Kit; Side reflector; 90° Elbows; inlet & exhaust Kits; "Y" couplers

### Warranty

Controls: 1 Year Limited Warranty

Tubing: 5 Year Limited Warranty

Burner Core: 10 Year Limited Warranty

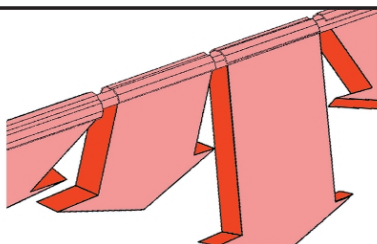
### Options

- Decorative Grill, Side Reflector, 90° Elbows,
- "U" Bends, "Y" Couplers, Inlet and Exhaust Kits,

Available with 40,000 to 200,000 BTU/Hr inputs and tube lengths from 10 to 70 feet.

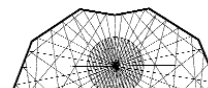
## Powerfull, Stainless Steel Heaters Resist Wet, Humid & Corrosive Environments

Save Up To 75% ...  
and Direct the Heat  
Where  
You Want It



### Superior Reflectional Efficiency of 91.6%.

33 of 36 infra red rays are directed to the floor: not back on the tube



## Call Toll Free: 1-800-233-1487

# Specifications

## STRAIGHT

MODEL	MBTUH	LENGTH "A" MIN.	LENGTH "A" MAX.	SERIES	SHIP WT. (lbs.)
DTSS	40	10'	15'	A	107-183
DTSS	40-60	20'	20'	A	188
DTSS	65-85	20'	25'	MB▲	188-244
DTSS	65-95	30'	40'	B	249-332
DTSS	100	30'	50'	B	249-393
DTSS	105-120	40'	50'	B	332-393
DTSS	125N	40'	50'	B	332-393
DTSS	125L	40'	50'	C	332-393
DTSS	105-130	30'	35'	MC▲	249-305
DTSS	130-150	40'	50'	C	275-393
DTSS	155-200	50'	50'	C	393
DTSS	150-200	55'	70'	C	449-536

▲ NATURAL GAS ONLY

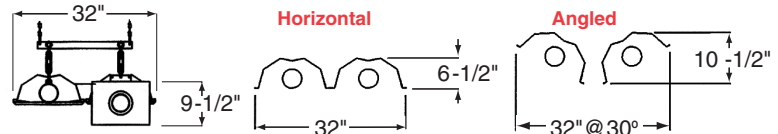
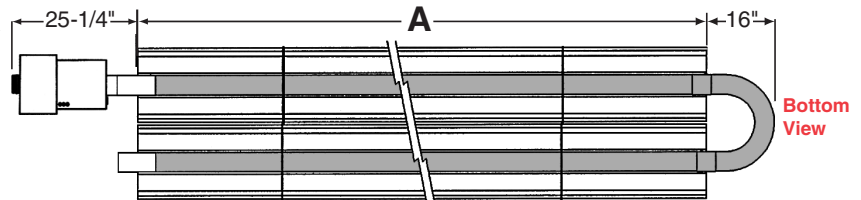
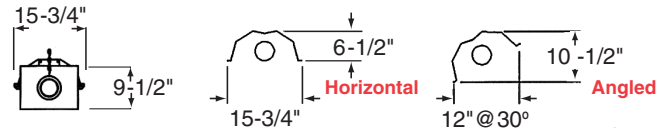
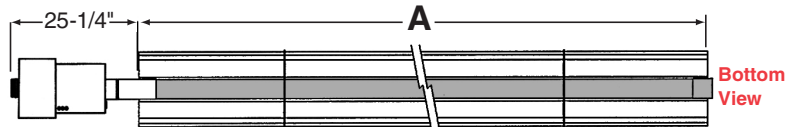
## U-TUBE

MODEL	MBTUH	LENGTH "A"	SERIES	SHIP WT. (lbs.)
DTSU	40	10'	A	217
DTSU	40-60	10'	A	222
DTSU	65-85	10'	MB▲	222
DTSU	65-100	15'	B	305
DTSU	65-100	20'	B	366
DTSU	100	25'	B	448
DTSU	105-120	20'	B	366
DTSU	105-120	25'	B	448
DTSU	125N	20'	B	366
DTSU	125L	20'	C	366
DTSU	125L	25'	C	448
DTSU	105-130	15'	MC▲	305
DTSU	130-150	20'	C	366
DTSU	130-200	25'	C	448
DTSU	150-200	30'	C	509
DTSU	150-200	35'	C	592

▲ NATURAL GAS ONLY

# STAINLESS STEEL SERIES

## Low Intensity Gas Infra-red Tube Heaters



**Note: Check overall space available for proper installation.**

## Clearances to Combustibles

MBTUH INPUT NAT OR LP	40	45,50	55,60	65,70	65,70	100	105,110	105,110	130,135	150	155,160	180,185
				75,80	75,80		115,120	115,120	140,145		165,170	190,195
				85	85,90,95		125,130	125			175	200
<b>AVAILABLE TUBE LENGTH (FEET)</b>	10',15'	20'	20'	20'▲	30',35'■	30',35'■	30'▲	40',45'■	40',45'■	40',45'■	50',55'■	50',55'■
	20'			25'▲	40'	40',45'■	35'▲	50'	50'	50',55'■	60',65'■	60',65'■
						50'				60',65'■	70'	70'
<b>CLEARANCES* (INCHES)</b>												
TOP OF REFLECTOR	12"	12"	12"	12"	12"	12"	12"	12"	12"	12"	12"	12"
<b>FRONT OF REFLECTOR</b>												
MOUNTED 0	40"	40"	50"	24"	24"	24"	32"	32"	48"	48"	58"	68"
MOUNTED 1 TO 30	40"	40"	50"	24"	24"	24"	32"	32"	48"	48"	58"	68"
MOUNTED 31 TO 45	40"	40"	50"	X	X	X	X	X	70"	70"	80"	90"
<b>REAR OF REFLECTOR</b>												
MOUNTED 0	40"	40"	50"	24"	24"	24"	32"	32"	48"	48"	58"	68"
MOUNTED 1 TO 30	40"	40"	50"	24"	24"	24"	32"	32"	48"	48"	58"	68"
MOUNTED 31 TO 45	12"	12"	12"	X	X	X	X	X	12"	12"	12"	12"
<b>BELOW REFLECTOR</b>												
	40"	40"	50"	60"	60"	60"	72"	72"	82"	82"	92"	102"

\* FOR ALL SYSTEMS: 12" FROM BURNER END AND 68" FROM U-BEND ▲ NATURAL GAS ONLY ■ NOT AVAILABLE IN U-TUBE CONFIGURATION

## System Information

**Manifold Operating Pressure**  
 Natural Gas & LP/Propane:  
 40-100 MBTUH 3.5" WC  
 105-200 MBTUH 5" WC

**Minimum Inlet Pressure**  
 Natural Gas:  
 40-125 MBTUH 6" WC  
 130-200 MBTUH 7" WC  
 LP/Propane:  
 All MBTUH 11" WC

### 1/2" FPT Gas Inlet

**Electrical Rating:**  
 120 VAC-60 Hz-1 Phase  
 Blower: 1/24 h.p. motor  
 1.30 max. amp. draw @  
 138 cfm/free air



**"Often Imitated, Never Equaled"**  
 1225 Industrial Park Drive, Bemidji, MN 56601

**PHONE: 1-800-233-1487 FAX: 1-218-751-6551**

**E-MAIL AMERICAN :**  
 agdsales@americandoorsupply.com

**See Us On The Internet -**  
 www.carwashdoors.com