

# The Insulated Door with all of the Benefits.



**Designed for high use, high moisture and/or applications that require a heavy duty insulated section.**

Providing you with durability, security and energy saving as well as exceptional appearance for years to come, our 3" insulated section option gives you a solid, high strength door product that has maximum thermal protection, corrosion resistance and minimal moisture absorption.

Select our 3" insulated section option with any hardware package and create a system that features galvanized or stainless steel hardware and other top quality components to match your buildings' individual needs.



*Ag-Ready*  
Dairy • Swine • Poultry • Beef • Crops

## Unsurpassed Durability

Constructed of the toughest corrosion resistant materials available, American's 3" insulated doors feature state-of-the-art materials providing maximum life and durability in the most demanding applications.

## Reliable Operation

Designed for harsh, corrosive and high use applications, American's insulated doors offer superior materials and hardware to ensure smooth, easy operation year-after-year.

## Low Maintenance

Engineered and manufactured for minimal maintenance and service. Reduces annual costs and more profit for you.

## Complete Weather Protection

Protects livestock, product, vehicles, building interior and equipment from wind, cold weather and other hazards. The 3" insulated sections offer thermal protection (R-15.2) in any climate.




## The Pioneer of Stainless Steel Track & Hardware

American's heavy duty stainless steel track and hardware were developed to give you the toughest rust-proof qualities in the industry. Select our Gold or Platinum models to ensure your door will withstand the test of time in the most punishing environments.

Incredibly tough, wear and crack resistant, our 2" or 3" heavy duty track, bearing plates, bearings, shaft, cable, fasteners, 12 ga. face hardware and pusher springs are manufactured with high quality stainless steel.

**Provides you with the rust-free durability you need in any wet or corrosive environment.**



*Platinum*

### PREMIUM MODEL

#### HARDWARE FEATURES

- Hinges/Hardware: 12 Ga. Stainless Steel
- Track: 3" Heavy Duty Stainless Steel
- Bearing Plates: 12 Gauge Stainless Steel
- Shaft: Solid, Keyed Stainless Steel
- Drums/Couplers: Specialty Coated
- Bearings: Greasable, Stainless Steel
- Cable: 5/32" Stainless Steel
- Rollers: Magnum SP Rollers
- Fasteners: Stainless Steel
- Torsion Spring Models- Stainless Steel

*Gold*

### DELUXE MODEL

#### HARDWARE FEATURES

- Hinges/Hardware: 12 Ga. Stainless Steel
- Track: 3" Heavy Duty Galvanized
- Bearing Plates: 12 Gauge Stainless Steel
- Shaft: Solid, Keyed Stainless Steel
- Drums/Couplers: Specialty Coated
- Bearings: Greasable, Stainless Steel
- Cable: 5/32" Stainless Steel
- Rollers: Magnum™ Rollers
- Fasteners: Stainless Steel
- Torsion Spring Models- Galvanized

*Silver*

### COMPETITIVE MODEL

#### HARDWARE FEATURES

- Hinges/Hardware: 11 Gauge Galvanized
- Track: 3" Heavy Duty Galvanized
- Bearing Plates: 11 Gauge Galvanized
- Shaft: Solid, Keyed Galvanized Steel
- Drums/Couplers: Cast Alum. / Cast Iron
- Bearings: Greasable, Standard
- Cable: 5/32" Stainless Steel
- Rollers: Magnum™ Rollers
- Fasteners: Galvanized
- Torsion Spring Models- Galvanized



1225 Industrial Park Drive • Bemidji, MN 56601


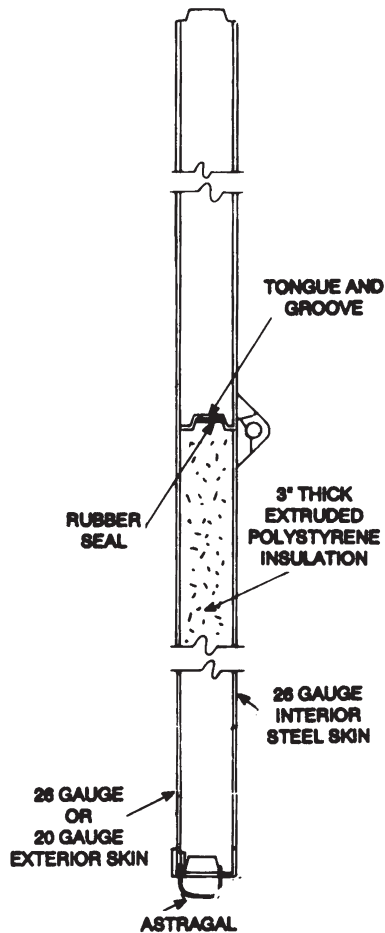
**1-800-233-1487**

## By far the leader of the industry.

Our 3" Sections are roll-formed from hot dipped galvanized commercial quality steel offering an R-value of 15.2. The exterior and interior skins are 26 ga. pebble textured steel, pressure bonded to an extruded, closed cell polystyrene which does not absorb moisture common with expanded polystyrene (bead-board type) products. The exterior and interior skins are separated to form an effective thermal barrier. The weatherstripping between each section provides a weathertight seal for thermal efficiency.

End stiles are manufactured with 16 ga. galvanized steel with a durometer thermal break.

Tongue and groove rail design preventing "water-traps" and potential door damage due to accumulated and/or frozen moisture for maximum section life.



### Available with a variety of options,

- Color  
White or Brown
- 2 or 3 inch track
- Window Lites
- High Cycle Springs
- Weatherseal

**Call Today  
for your  
Customized  
Quotation**

## Applications

### Agricultural

- Livestock Facilities
- Poultry Farms
- Slaughterhouses
- Vegetable Warehouses
- Fertilizer Plants
- Farm Service Shops

### Commercial

- Car & Truckwashes
- Auto Dealerships
- Service Stations
- Marine Environments
- Salt Sheds
- Ambulance Centers

### Industrial

- Food Processing
- Material Handling
- Cold Storage
- Chemical Plants
- Manufacturing Plants
- Cement Yards

**and many more...**



1225 Industrial Park Drive • Bemidji, MN 56601

**1-800-233-1487**